

Teng YuanZhi Shenzhen Electronics Co., Ltd


ST-700 The small & portable wireless video & audio transmission equipment instruction manual

I . Summary

ST-700 Portable wireless video transmission equipment is an excellent all aspects of performance are more varieties, and its large power margin, small current consumption, normal operation power is only about 500mA。 Small size, Long transmission distance, more suitable for complex physical environment。 While used 0dB omni antenna (original small antenna), It can transmission about 500m in the open air, and block in the general case about 100 to 200m transmission distance. The product design ideas in this paragraph is mainly targeted at the needs to carry, inconvenience exposure situations.



It is very small, ease to clip on the waist



Size:74mm*41mm*14mm

Weight:80g



Teng YuanZhi Shenzhen Electronics Co., Ltd

ST-700 The small & portable wireless video & audio transmission equipment instruction manual

II. Features

- 1、 wireless transmission: no need to set up communications cable
- 2、 Image, audio sync, color black and white compatible
- 3、 Small size, light weight, easy to carry, good installation
- 4、 Responsive, timely, send and receive real-time transmission
- 5、 Using FM mode, anti-interference ability, good image quality
- 6、 Highly integrated, stable and reliable transmission distance
- 7、 DC power supply, ease to operation.

III. Technical Parameter

1、 Transmitter

Channel number	4
Supply voltage	12V DC
Transmitting power	700mw
Antenna input impedance	50Ω
Audio Subcarrier frequency	Dual sound 6.0MHz/6.5MHz
Video input impedance	75Ω
Audio input impedance	600Ω
Transmission distance	Over 500m (line of sight, transmitting Distance 100~200m with block.)
Size:	Transmitter:74*41*14mm

2、 Receiver

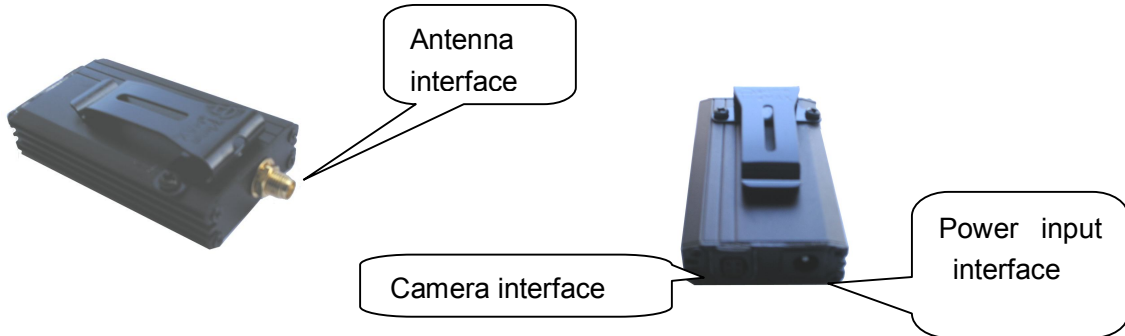
Channel number	29
Supply voltage	12V DC
Receiver sensor	-80dB
Antenna input impedance	50Ω
Audio subcarrier frequency	Dual ound 6.0MHz/6.5MHz
Video input level	1Vp-p(75 Ω)
Audio input level	1Vp-p(600 Ω)
Size:	116*80*21mm

Teng YuanZhi Shenzhen Electronics Co., Ltd

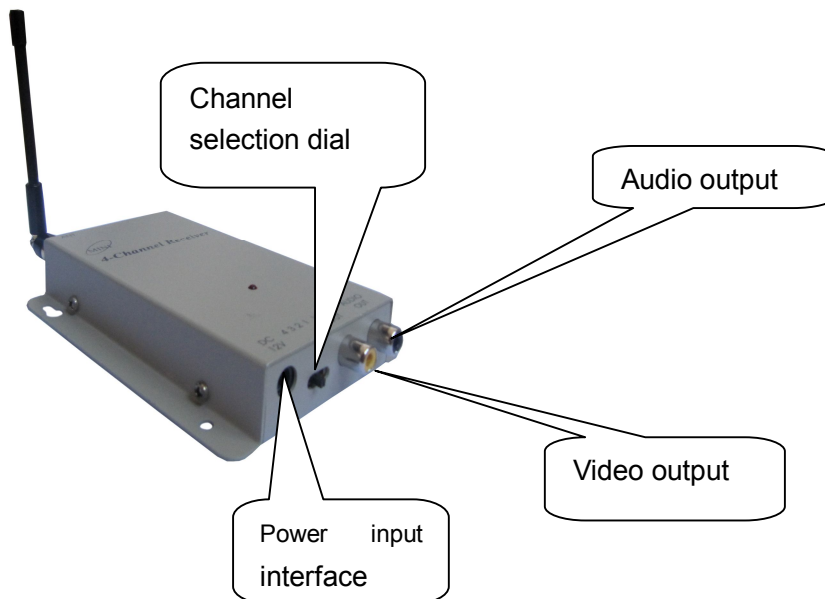
ST-700 The small & portable wireless video & audio transmission equipment instruction manual

IV. Panel description

1. Transmitter panel description



2. Receiver panel description



V. Operation instruction

Properly installed, connect the transmitting and receiving system (see installation instructions). Determine the circumstances connected correctly (must connect the transmitter antenna at first), respectively the power connected to the transmitter and receiver.

Powered, no press in the transmitter and receiver channel selection key, then the transmitter and receiver are automatically locked in a channel (usually the factory set to 5 channel). If you use other channels, as long as the transmitter of the channel adjustment buttons gently press the button, and then transferred to the receiver and transmitter channels corresponding to the next channel can be.

Teng YuanZhi Shenzhen Electronics Co., Ltd

ST-700 The small & portable wireless video & audio transmission equipment instruction manual

VI. Installation methods and procedures

1. Take out the transmitter, receiver, antenna etc from the packing box;
2. To fix the transmitter, transmitter antenna and receiver antenna separately;
3. To connect the camera with the transmitter, receiver with monitor (TV etc);
4. Powered;
5. Regulate transmitter, receiver channel, through monitor, so that the receiver's audio and video effects to achieve the best

Corresponding channel as follows:

Transmitter Channel Display	Channel	29Channel Receiver	4Channel Receiver(Taiwan)
New Channel	1	4	1
	2	6	2
	3	8	3
	4	10	4
Old Channel	1	5	1
	2	7	2
	3	9	3
	4	11	4

VII. Packing list

Transmitter	X 1pc
Receiver	X 1pc
Antenna	X 2pcs
Connect Cable	X 2pcs
Manual	X 1pcs

VIII. Notes

1. Before the antenna is not installed well, do not boot, or it may damage the system!
2. Such as the DC power supply, recommended 12V regulated power supply power supply, Within the power of positive things for the negative polarity! Do not mistake!
3. If the transmitter signal source is mono, the audio transmitter receiver audio input and output channels should be chosen uniform.

Teng YuanZhi Shenzhen Electronics Co., Ltd

ST-700 The small & portable wireless video & audio transmission equipment instruction manual

IX. Optional small battery:

As a portable device, it also requires small-size peripheral accessories; it's advised to select and use the high capacity portable lithium batteries as mentioned below:

 <p>8000mAh 锂电池</p>	 <p>5000mAh 锂电池</p>	 <p>3000mAh 锂电池</p>	 <p>2500mAh 锂电池</p>
<p>8000mA Portable Lithium Battery Size: 105*52*30mm Weight: 480g Working hours: about 10 hours 93.0USD/PCS</p>	<p>5000mAh Portable Lithium Battery Size: 100*60*25mm Weight: 340g Working hours: about 6 hours 86.0USD/PCS</p>	<p>3000mAh Portable Lithium Battery Size: 70*60*15mm Weight: 180g Working hours: about 3 hours 63.0USD/PCS</p>	<p>2500mAh Portable Lithium Battery Size: 60*50*25mm Weight: 200g Working hours: about 2.5 hours 62.0USD/PCS</p>

X. Optional Camera :

1. Mini Color button camera

2. Mini White black button camera

<p>Model:ST-C01</p> 	<p>Mini Color button video recorder 1/4" SONY CCD chipset 480 wire, 300,000 pixels Built-in audio pickup unit Power consumption: 12V 50mA Weight: 50g Support: NTSC/PAL Size: 28*24mm 80.0USD/PCS</p>
<p>Model:ST-C03</p> 	<p>Black-and-white button video recorder 1/4" CMOS 380 wire PAL(H*V):500*582 NTSC(H*V) : 510*492 Power consumption: 12V 10mA Weight: 20g Size: 15*15mm 35.0USD/PCS</p>